

**SONOREX TECHNIK**
**RM 75.2 Module series**
**High-power ultrasonic baths for aqueous liquids**

RM 75.2 UH – Ultrasonic bath with heating

RM 75.2 U – Ultrasonic bath without heating

**RM 75.2 UH-ST – Ultrasonic bath with heating and interface for connecting a SPS or robotic control**  
**RM 75.2 U-ST – Ultrasonic bath without heating, with interface for connecting a SPS or robotic control**



RM 75.2 UH

Type	RM 75.2 UH	RM 75.2 U	RM 75.2 UH-ST	RM 75.2 U-ST
Code No.	8208	8209	8686	8687
<b>Oscillating tank</b>				
Internal dimensions, l x w x d [mm]	575 x 500 x 300/315+	575 x 500 x 300/315+	575 x 500 x 300/315+	575 x 500 x 300/315+
Filling level mark from the tank bottom [mm]	200	200	200	200
Upper edge overflow gutter from the tank bottom [mm]	235	235	235	235
Tank edges	rectangular form	rectangular form	rectangular form	rectangular form
Capacity [l]	92,0	92,0	92,0	92,0
Operating volume up to filling level mark [l]	62,0	62,0	62,0	62,0
Filling volume to overflow gutter [l]	72	72	72	72
Tank material and thickness [mm]	stainless steel AISI 316L / 2,0	stainless steel AISI 316L / 2,0	stainless steel AISI 316L / 2,0	stainless steel AISI 316L / 2,0
Outlet / Inlet	3-way ball valve G ½ incl. hose and hose sockets, brass – galvanically coated, at the left side	3-way ball valve G ½ incl. hose and hose sockets, brass – galvanically coated, at the left side	3-way ball valve G ½ incl. hose and hose sockets, brass – galvanically coated, at the left side	3-way ball valve G ½ incl. hose and hose sockets, brass – galvanically coated, at the left side
Overflow	tightly welded with closing cap G 1, at the right side	tightly welded with closing cap G 1, at the right side	tightly welded with closing cap G 1, at the right side	tightly welded with closing cap G 1, at the right side
Overflow gutter	at the right side	at the right side	at the right side	at the right side
Tank bottom	inclined	inclined	inclined	inclined
<b>Ultrasound</b>				
Ultrasonic peak power* [W]	4000	4000	4000	4000
Ultrasonic nominal power [W]	1000	1000	1000	1000
Ultrasonic frequency [kHz]	40	40	40	40
Pulse function	✓	✓	✓	✓

+ inclined tank bottom \* corresponds to 4 times ultrasonic nominal power

Type	RM 75.2 UH	RM 75.2 U	RM 75.2 UH-ST	RM 75.2 U-ST
Oscillating systems	20 pieces at tank bottom	20 pieces at tank bottom	20 pieces at tank bottom	10 pieces at tank bottom
Time setting [min]	1 – 15, continuous operation	1 – 15, continuous operation	-	-
Control	turning knob	turning knob	via interface	via interface
<b>Temperature control</b>				
Heating, thermostatically adjustable [°C]	30 – 80	-	30-80	-
Heating power [W]	1950	-	1950	-
Control	turning knob	-	turning knob	-
<b>Housing</b>				
External dimensions, l x w x h [mm]	640x 540 x 530	640 x 540 x 530	640 x 540 x 530	640 x 540 x 530
Housing material	stainless steel AISI 304	stainless steel AISI 304	stainless steel AISI 304	stainless steel AISI 304
Handles	on sides	on sides	on sides	on sides
Degree of protection	IP 32	IP 32	IP 32	IP 32
Feet	4 rubber feet	4 rubber feet	4 rubber feet	4 rubber feet
<b>Features</b>				
Interface	-	-	potential-free contact, 8-pole M12 socket, cable 5 m	potential-free contact, 8-pole M12 socket, cable 5 m
Filling level sensor	-	-	conductivity sensor (not for demineralised water, conductivity of the liquid > 20 µS/cm)	conductivity sensor (not for demineralised water, conductivity of the liquid > 20 µS/cm)
<b>Power supply</b>				
Mains supply [V]	230 V~ (± 10 %), 50/60 Hz	230 V~ (± 10 %), 50/60 Hz	230 V~ (± 10 %), 50/60 Hz	230 V~ (± 10 %), 50/60 Hz
Current consumption [A]	12,9	4,4	12,9	4,4
Leakage current [mA]	< 3,5	< 3,5	< 3,5	< 3,5
Mains cable	2 m, fixed at the unit, with EU plug CEE 7/7 (type E+F)	2 m, fixed at the unit, with EU plug CEE 7/7 (type E+F)	2 m, fixed at the unit, with EU plug CEE 7/7 (type E+F)	2 m, fixed at the unit, with EU plug CEE 7/7 (type E+F)
<b>Environmental conditions</b>				
Permissible ambient temperature [°C]	5 – 40	5 – 40	5 – 40	5 – 40
Permissible relative humidity to 31 degreeC [%]	80	80	80	80
Permissible relative humidity to 40 degreeC [%]	50	50	50	50
<b>Shipping information</b>				
Weight net [kg] gross [kg]	43,0 60,0	42,0 59,0	43,0 60,0	42,0 59,0
Packing, l x w x h [mm]	1 pallet 1200 x 800 x 740	1 pallet 1200 x 800 x 740	1 pallet 1200 x 800 x 740	1 pallet 1200 x 800 x 740

**SONOREX TECHNIK**
**RM 75.2 Module series**
**Rinsing baths for aqueous liquids**

RM 75.2 H – Rinsing bath with heating, without ultrasound

RM 75.2 – Rinsing bath without heating, without ultrasound

MEN

**RM 75.2 H-ST**  
 Rinsing bath with heating and interface for connecting  
 a SPS or robotic control, without ultrasound


RM 75.2 H-ST

Type	RM 75.2 H	RM 75.2	RM 75.2 H-ST
Code No.	8218	8219	8688
<b>Oscillating tank</b>			
Internal dimensions, l × w × d [mm]	575 x 500 x 300/315+	575 x 500 x 300/315+	575 x 500 x 300/315+
Filling level mark from the tank bottom [mm]	200	200	200
Upper edge overflow gutter from the tank bottom [mm]	235	235	235
Tank edges	rectangular form	rectangular form	rectangular form
Capacity [l]	92,0	92,0	92,0
Operating volume up to filling level mark [l]	62,0	62,0	62,0
Filling volume to overflow gutter [l]	72	72	72
Tank material /material thick- ness [mm]	stainless steel AISI 316L / 2,0	stainless steel AISI 316L / 2,0	stainless steel AISI 316L / 2,0
Outlet / Inlet	3-way ball valve G ½ incl. hose and hose sockets, brass – galvanically coated, at the left side	3-way ball valve G ½ incl. hose and hose sockets, brass – galvanically coated, at the left side	3-way ball valve G ½ incl. hose and hose sockets, brass – galvanically coated, at the left side
Overflow	tightly welded with closing cap G 1, at the right side	tightly welded with closing cap G 1, at the right side	tightly welded with closing cap G 1, at the right side
Overflow gutter	at the right side	at the right side	at the right side
Tank bottom	inclined	inclined	inclined
<b>Temperature control</b>			
Heating, thermostatically adjustable [°C]	30 – 80	-	30-80
Heating power [W]	1950	-	1950
Control	turning knob	-	turning knob




+ inclined tank bottom


Type	RM 75.2 H	RM 75.2	RM 75.2 H-ST
<b>Housing</b>			
External dimensions, l x w x h [mm]	640 x 540 x 530	640 x 540 x 530	640x 540 x 530
Housing material	stainless steel AISI 304	stainless steel AISI 304	stainless steel AISI 304
Handles	on sides	on sides	on sides
Degree of protection	IP 32	IP 32	IP 32
Feet	4 rubber feet	4 rubber feet	4 rubber feet
<b>Features</b>			
Interface	-	-	potential-free contact, 8-pole M12 socket, cable 5 m
Filling level sensor	-	-	conductivity sensor (not for demineralised water, conductivity of the liquid > 20 µS/cm)
<b>Power supply</b>			
Mains supply [V]	230 V~ (± 10 %), 50/60 Hz		230 V~ (± 10 %), 50/60 Hz
Current consumption [A]	8,5		8,5
Leakage current [mA]	< 3,5		< 3,5
Mains cable	2 m, fixed at the unit, with EU plug CEE 7/7 (type E+F)		2 m, fixed at the unit, with EU plug CEE 7/7 (type E+F)
<b>Environmental conditions</b>			
Permissible ambient temperature [°C]	5 – 40	5 – 40	5 – 40
Permissible relative humidity to 31 degreeC [%]	80	80	80
Permissible relative humidity to 40 degreeC [%]	50	50	50
<b>Shipping information</b>			
Weight net [kg] gross [kg]	38,0 55,0	37,0 54,0	38,0 55,0
Packing, l x w x h [mm]	1 pallet 1200 x 800 x 740	1 pallet 1200 x 800 x 740	1 pallet 1200 x 800 x 740

### Accessories

Type	Code No.	Description	Illustration
MK 75 B	8416	Insert basket, stainless steel load up to 10 kg internal dimensions 530 × 445 × 50 mm (l × w × d) mesh size 12.5 × 12.5 mm	
MK 75 MB	8414	Insert basket, stainless steel for lifting device MB load up to 10 kg internal dimensions 530 × 445 × 50 mm (l × w × d) mesh size 12.5 × 12.5 mm	
MK 75 S	8475	Insert basket, stainless steel load up to 40 kg internal dimensions 530 × 445 × 50 mm (l × w × d) mesh size 12.5 × 12.5 mm	
MK 75 BS	8429	Insert basket, stainless steel for lifting device MB load up to 40 kg internal dimensions 530 × 445 × 50 mm (l × w × d) mesh size 12.5 × 12.5 mm	
MD 75	8444	Lid, stainless steel	
TB 75	8402	Drip plate made of stainless steel, between two tanks	

### Supplementary equipment

Type	Code No.	Description	Illustration
UG 75	8326	Base frame data sheet > <a href="https://bandelin.com/datenblaetter/TW/TW_UG_40_75_DE_GB_BANDELIN.pdf">https://bandelin.com/datenblaetter/TW/TW_UG_40_75_DE_GB_BANDELIN.pdf</a>	
TW 75	8331	Transport cart data sheet > <a href="https://bandelin.com/datenblaetter/TW/TW_UG_40_75_DE_GB_BANDELIN.pdf">https://bandelin.com/datenblaetter/TW/TW_UG_40_75_DE_GB_BANDELIN.pdf</a>	
MB 75.3	8392	Lifting device with oscillation data sheet > <a href="https://bandelin.com/datenblaetter/MB/MB_16_75_GB_BANDELIN.pdf">https://bandelin.com/datenblaetter/MB/MB_16_75_GB_BANDELIN.pdf</a>	

Type	Code No.	Description	Illustration
WG 75-2	8517	Tank rack for 2 tanks in connection with MB 75.3 data sheet > <a href="https://bandelin.com/datenblaetter/MB/MB_16_75_GB_BANDELIN.pdf">https://bandelin.com/datenblaetter/MB/MB_16_75_GB_BANDELIN.pdf</a>	
WG 75-3	8502	Tank rack for 3 tanks in connection with MB 75.3 data sheet > <a href="https://bandelin.com/datenblaetter/MB/MB_16_75_GB_BANDELIN.pdf">https://bandelin.com/datenblaetter/MB/MB_16_75_GB_BANDELIN.pdf</a>	
WG 75-4	8518	Tank rack for 4 tanks in connection with MB 75.3 data sheet > <a href="https://bandelin.com/datenblaetter/MB/MB_16_75_GB_BANDELIN.pdf">https://bandelin.com/datenblaetter/MB/MB_16_75_GB_BANDELIN.pdf</a>	
KV 75	8452	Cascade tube between 2 tanks	

#### Peripheral units

Type	Code No.	Description	Illustration
FA 75	8610	Filtration data sheet > <a href="https://bandelin.com/datenblaetter/FA/FA_GB_BANDELIN.pdf">https://bandelin.com/datenblaetter/FA/FA_GB_BANDELIN.pdf</a>	
OX 75	8602A	Oil separator data sheet > <a href="https://bandelin.com/datenblaetter/OX/OX_GB_BANDELIN.pdf">https://bandelin.com/datenblaetter/OX/OX_GB_BANDELIN.pdf</a>	
UT 75	8382	Recirculating air dryer data sheet > <a href="https://bandelin.com/datenblaetter/UT/UT_16_75_GB_BANDELIN.pdf">https://bandelin.com/datenblaetter/UT/UT_16_75_GB_BANDELIN.pdf</a>	

**Caution!**  
Do not use combustible liquids, acids, chemicals containing chloride ions and household cleaners.  
Do not place items on the tank bottom.  
Recommendation: Special cleaning agents TICKOPUR

Subject to technical alterations without notice. Dimensions subject to production tolerances.  
Illustrations exemplary, not true to scale. Decoration products are not included in delivery.